

(No Model.)

T. B. ASHFORD.

METAL EYELET OR BUTTON HOLE.

No. 329,692.

Patented Nov. 3, 1885.

Fig. 1.

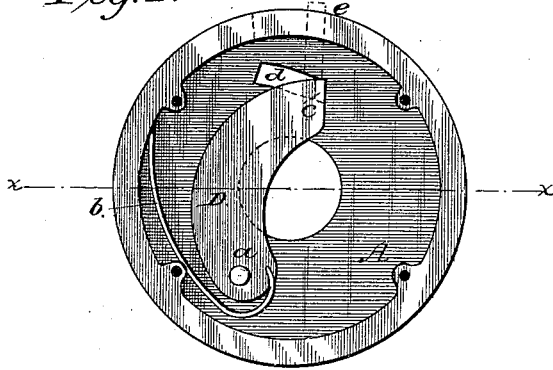


Fig. 2.

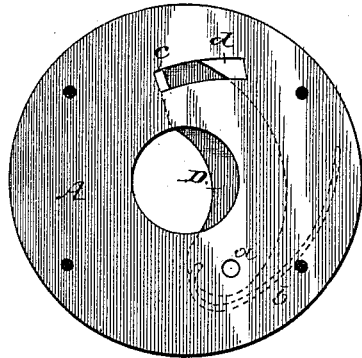
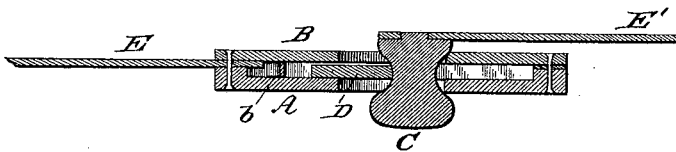


Fig. 3.



WITNESSES:

Fred. G. Dieterich
Edw. W. Byrn

INVENTOR:

Thos. B. Ashford
BY *Munn & Co*
ATTORNEYS.

UNITED STATES PATENT OFFICE.

THOMAS BUTLER ASHFORD, OF CLINTON, NORTH CAROLINA.

METAL EYELET OR BUTTON-HOLE.

SPECIFICATION forming part of Letters Patent No. 329,692, dated November 3, 1885.

Application filed February 19, 1885. Serial No. 156,380. (No model.)

To all whom it may concern:

Be it known that I, THOMAS B. ASHFORD, a citizen of the United States, residing at Clinton, in the county of Sampson and State of North Carolina, have invented a new and useful Improvement in Metal Eyelet or Button-Holes, of which the following is a description.

Figure 1 is an inside view of the hollow disk with the rear face-plate removed. Fig. 2 is a front view of the hollow disk, or a back view of the same as shown in Fig. 1, and Fig. 3 is a sectional view of the eyelet, showing the same in connection with the button and the carriage-curtains.

My invention relates to an eyelet or button-hole for carriage-curtains and like uses.

It is well known that the shrinkage and wear of the perforated leather disks usually employed for re enforcing the eyelets or button-holes of carriage-curtains soon render it troublesome to button and unbutton, and after being buttoned it is not held securely.

My invention is designed to remedy these defects; and to that end it consists in a metal eyelet or button-hole formed of a hollow disk and a face-plate, between which is arranged a spring-catch of peculiar construction to lock under the button-head, as hereinafter fully described.

In the drawings, A represents a hollow disk, which may be cast or struck up, and B is its rear face-plate, which is of the same diameter, and is fastened to the hollow disk by screws or rivets. Both the hollow disk and face-plate are provided with a central aperture, large enough to admit the head of the button C of the carriage-curtain, and between the hollow disk and its face-plate is pivoted, at *a*, a curved catch or latch piece, D, which is provided with a spring, *b*, adapted to force the latch-piece partly across the central aperture. This motion of the latch is limited by a lug, *c*, of the latch, which is turned outwardly at right angles, and extends through a slot, *d*, in the hollow disk, and serves the purpose of a stop for the locking or closing movement of said latch, and also as a hold or projection for the thumb to press against in throwing back the latch. Now, when the button is in the eyelet the latch locks under

the head of the button and firmly secures it in the eyelet, thus securing the two edges E E' of the carriage-curtain.

In securing the eyelet to the curtain the latter is placed between the edges of the hollow disk and face-plate before the two are riveted or screwed together.

In modifying my invention I may dispense with the slot *d* in the side of the disk, and form it in the peripheral rim, and extend the latch-piece a little beyond the peripheral rim, as shown at *e* in Fig. 1.

I am aware of the expired patent to Marshall, granted February 22, 1859, in which a curtain-fastening is formed of eccentrically-perforated disks, with a single slender spring-arm arranged between the disks and passing across the perforations to catch under the button-head. In this construction, however, the single slender spring-arm is apt to be bent and become inoperative. I therefore limit my claim to the combination, with the hollow disk and face-plate centrally perforated, of a flat latch-plate, D, which is not liable to be bent, and is pivoted within the disk, and provided with a bent spring, *b*, having one end inserted in or attached to the latch-piece, and the other bearing against the inner periphery of the hollow disk.

I am also aware of the patent to Bardwell, dated December 10, 1872; but this is not adapted for use with the ordinary buttons or heads, but requires a special fastening; and I make no claim to anything shown in this patent.

Having thus described my invention, what I claim as new is—

The combination, with the hollow disk and its face-plate centrally perforated, of a flat latch-plate, D, pivoted between the disk and face-plate and having a range of movement partly across the central perforation, and a spring, *b*, having one end affixed to the latch, and the other bearing against the inner periphery of the hollow disk, substantially as shown and described.

THOMAS BUTLER ASHFORD.

Witnesses:

W. B. STEWART,
W. E. STEVENS.